



SANKAR FOUNDATION
EYE HOSPITAL
 Committed to the Community

SANKAR FOUNDATION

BALANCE SHEET

as at 31st March, 2020


figures in INR

LIABILITIES	Sch.No.	AS AT 31.03.2020	AS AT 31.03.2019	ASSETS	Sch.No.	AS AT 31.03.2020	AS AT 31.03.2019
Capital Account	BS 1	28,92,22,864	25,66,48,930	Fixed Assets	BS 5	14,16,32,669	13,14,01,229
Loans	BS 2	14,36,818	19,09,119	Current Assets	BS 6	16,52,20,187	15,12,05,531
Current Liabilities	BS 3	1,44,82,501	2,35,92,233				
Earmarked Funds	BS 4	17,10,672	4,56,477				
Total		30,68,52,856	28,26,06,760	Total		30,68,52,856	28,26,06,760

We declare that particulars furnished above are correct to the best of our knowledge and belief.

Examined and found correct as per the books maintained by Sankar Foundation

For RAO & KUMAR,
 CHARTERED ACCOUNTANTS, FRN:030895



GURU PRASAD KCS
 Partner M.No.215652

U01N . 20215652 ANA AAP881G



For SANKAR FOUNDATION

(Signature)
 K.B.N.Mani Mala
 (Managing Trustee & CEO)



SANKAR FOUNDATION
EYE HOSPITAL
 Committed to the Community


SANKAR FOUNDATION

INCOME AND EXPENDITURE ACCOUNT for the period ended 31st March, 2020

EXPENDITURE	Sch.No.	2018-20	2018-19	INCOME	Sch.No.	2019-20	2018-19
Direct Expenses		18,26,90,849	15,40,28,428	Direct Income		23,94,37,746	21,27,74,798
Eye care Services	IE 1	6,02,02,872	5,33,71,515	Grants & Donations for meeting	IE 11	2,49,56,086	2,48,66,296
Hospital Maintenance	IE 2	1,67,68,750	1,39,73,423	Operating Cost	IE 12	20,35,33,054	18,55,54,049
Expenditure on Human Resource	IE 3	9,17,19,551	8,13,67,045	Hospital Collections	IE 13	88,66,989	23,54,453
Expenditure-City Hospital	IE 4	81,18,189	-	Income from City Hospital	IE 14	20,81,617	
Canteen	IE 6	58,81,486	53,16,444	Canteen			
Indirect Expenses		2,75,45,718	1,95,94,361	Indirect Incomes		33,72,754	10,28,636
Administrative Expenses	IE 7	46,38,075	35,50,539	Interest	IE 15	33,72,754	10,28,636
Bad Debts	IE 8	5,40,159	30,08,866				
Interest	IE 9	1,50,184	7,710				
Depreciation	IE 10	2,22,17,300	1,30,27,247				
Excess of Income over expenditure		3,25,73,934	4,01,80,645				
Total		24,28,10,500	21,38,03,434	Total		24,28,10,500	21,38,03,434


SANKAR FOUNDATION

For RAO & KUMAR,
 CHARTERED ACCOUNTANTS, FRN:030895



GURU PRASAD KCS
 Partner M.No.2115652

UDIAN:



For SANKAR FOUNDATION

K.B.N. Mani Maja

K.B.N. Mani Maja
 (Managing Trustee & CEO)



SANKAR FOUNDATION
FOUNDATION
EYE HOSPITAL
 Committed to the Community

SANKAR FOUNDATION

RECEIPTS AND PAYMENTS ACCOUNT
 for the year ended 31st March, 2020

	Sch.No.	2019-20	2018-19	PAYMENTS	Sch.No.	2019-20	2018-19
RECEIPTS				PAYMENTS			
Opening Balance			4,48,61,832	Direct Expenses		19,32,59,363	15,82,17,991
Bank Accounts	RP 1	2,43,43,754	1,43,44,157	Eye Care Service	RP 9	7,36,11,332	6,54,57,668
Cash	RP 2	2,11,19,584	13,604	Hospital Maintenance	RP 10	1,44,74,231	1,39,50,539
FDRs	RP 3	25,088	3,05,04,071	Expenditure on HR	RP 11	10,00,77,766	7,75,64,609
				Canteen	RP 12	50,96,034	12,45,175
Direct Income		24,78,06,287	19,49,08,682	Indirect Expenses		47,41,417	24,50,071
Grants & Donations for meeting				Administrative Expenses	RP 13	47,41,417	24,50,071
Operating Cost	RP 4	2,33,94,200	2,46,63,480	Assets		2,58,90,222	5,57,95,263
Hospital Collections	RP 5	22,22,26,390	16,77,73,026	Fixed Asset	RP 14	1,40,70,602	1,55,34,066
Canteen	RP 6	21,85,697	24,72,176	Work in Progress - City Hospital	RP 15	1,16,22,380	3,90,92,197
				Current Asset	RP 16	1,97,240	11,69,000
Indirect Incomes		30,58,735	9,71,601	Liability		8,20,708	1,42,328
Income from other Sources	RP 7	30,58,735	9,71,601	Loans Liability	RP 17	8,20,708	1,42,328
				Closing balance		5,06,89,772	2,43,43,754
Loans		1,92,707	2,07,293	Bank	RP 18	4,98,28,719	2,11,19,584
Secured Loan	RP 8	1,92,707	2,07,293	Cash	RP 19	25,355	25,088
				FDRs	RP 20	8,35,699	31,99,083
Total		27,54,01,483	24,09,49,408	Total		27,54,01,483	24,09,49,408

figures in INR



For RAO & KUMAR,
 CHARTERED ACCOUNTANTS, FRN: 030895
 GURU PRASAD KCS
 Partner M.No.215652



For SANKAR FOUNDATION

 K.B.N. Mani Mala
 (Managing Trustee & CEO)